



Location: CMA1b - Oil Street Site Office

Report on 24-hour TSP monitoring

Action Level ( $\mu\text{g}/\text{m}^3$ ) - 176.7

Limit Level ( $\mu\text{g}/\text{m}^3$ ) - 260

| Date      | Sampling Time | Weather Condition | Filter paper no. | Filter Weight, g |        | Elapse Time, hr |         | Sampling Time, hr | Flow Rate, $\text{m}^3/\text{min}$ |                 |         | Total Volume, $\text{m}^3$ | TSP Level, $\mu\text{g}/\text{m}^3$ |
|-----------|---------------|-------------------|------------------|------------------|--------|-----------------|---------|-------------------|------------------------------------|-----------------|---------|----------------------------|-------------------------------------|
|           |               |                   |                  | Initial          | Final  | Initial         | Final   |                   | Initial, $Q_{si}$                  | Final, $Q_{sf}$ | Average |                            |                                     |
| 5-Mar-14  | 8:00          | Cloudy            | 007999           | 2.8497           | 3.0297 | 4245.77         | 4269.77 | 24.00             | 1.35                               | 1.35            | 1.35    | 1946                       | 92                                  |
| 11-Mar-14 | 8:00          | Cloudy            | 008014           | 2.8520           | 3.0856 | 4272.77         | 4296.77 | 24.00             | 1.35                               | 1.35            | 1.35    | 1944                       | 120                                 |
| 17-Mar-14 | 8:00          | Cloudy            | 008121           | 2.8295           | 2.9905 | 4299.77         | 4323.77 | 24.00             | 1.40                               | 1.39            | 1.39    | 2008                       | 80                                  |
| 22-Mar-14 | 8:00          | Fine              | 007960           | 2.8474           | 3.0047 | 4326.77         | 4350.77 | 24.00             | 1.40                               | 1.39            | 1.40    | 2009                       | 78                                  |

Report on 1-hour TSP monitoring

Action Level ( $\mu\text{g}/\text{m}^3$ ) - 320.1

Limit Level ( $\mu\text{g}/\text{m}^3$ ) - 500

| Date      | Sampling Time | Weather Condition | Filter paper no. | Filter Weight, g |        | Elapse Time, hr |         | Sampling Time, hr | Flow Rate, $\text{m}^3/\text{min}$ |                 |         | Total Volume, $\text{m}^3$ | TSP Level, $\mu\text{g}/\text{m}^3$ |
|-----------|---------------|-------------------|------------------|------------------|--------|-----------------|---------|-------------------|------------------------------------|-----------------|---------|----------------------------|-------------------------------------|
|           |               |                   |                  | Initial          | Final  | Initial         | Final   |                   | Initial, $Q_{si}$                  | Final, $Q_{sf}$ | Average |                            |                                     |
| 6-Mar-14  | 8:03          | Cloudy            | 008008           | 2.8492           | 2.8632 | 4269.77         | 4270.77 | 1.00              | 1.35                               | 1.35            | 1.35    | 81                         | 173                                 |
| 6-Mar-14  | 9:10          | Cloudy            | 008010           | 2.8426           | 2.8561 | 4270.77         | 4271.77 | 1.00              | 1.43                               | 1.43            | 1.43    | 86                         | 158                                 |
| 6-Mar-14  | 10:30         | Cloudy            | 008012           | 2.8556           | 2.8631 | 4271.77         | 4272.77 | 1.00              | 1.39                               | 1.39            | 1.39    | 83                         | 90                                  |
| 12-Mar-14 | 11:00         | Cloudy            | 008000           | 2.8568           | 2.8782 | 4296.77         | 4297.77 | 1.00              | 1.35                               | 1.35            | 1.35    | 81                         | 265                                 |
| 12-Mar-14 | 13:00         | Cloudy            | 008002           | 2.8525           | 2.8693 | 4297.77         | 4298.77 | 1.00              | 1.38                               | 1.38            | 1.38    | 83                         | 202                                 |
| 12-Mar-14 | 14:08         | Cloudy            | 008004           | 2.8492           | 2.8639 | 4298.77         | 4299.77 | 1.00              | 1.35                               | 1.35            | 1.35    | 81                         | 182                                 |
| 18-Mar-14 | 10:06         | Cloudy            | 008197           | 2.8012           | 2.8067 | 4323.77         | 4324.77 | 1.00              | 1.38                               | 1.38            | 1.38    | 83                         | 67                                  |
| 18-Mar-14 | 13:09         | Cloudy            | 008114           | 2.8328           | 2.8359 | 4324.77         | 4325.77 | 1.00              | 1.38                               | 1.38            | 1.38    | 83                         | 38                                  |
| 18-Mar-14 | 14:18         | Cloudy            | 008280           | 2.8275           | 2.8299 | 4325.77         | 4326.77 | 1.00              | 1.38                               | 1.38            | 1.38    | 83                         | 29                                  |
| 24-Mar-14 | 9:50          | Fine              | 008017           | 2.8431           | 2.8523 | 4350.77         | 4351.77 | 1.00              | 1.38                               | 1.38            | 1.38    | 83                         | 112                                 |
| 24-Mar-14 | 11:00         | Fine              | 008018           | 2.8342           | 2.8403 | 4351.77         | 4352.77 | 1.00              | 1.38                               | 1.38            | 1.38    | 83                         | 74                                  |
| 24-Mar-14 | 13:30         | Fine              | 008020           | 2.8304           | 2.8358 | 4352.77         | 4353.77 | 1.00              | 1.38                               | 1.38            | 1.38    | 83                         | 65                                  |



Location: CMA2a - Causeway Bay Community Centre

Report on 24-hour TSP monitoring  
 Action Level ( $\mu\text{g}/\text{m}^3$ ) - 169.5  
 Limit Level ( $\mu\text{g}/\text{m}^3$ ) - 260

| Date      | Sampling Time | Weather Condition | Filter paper no. | Filter Weight, g |        | Elapse Time, hr |          | Sampling Time, hr | Flow Rate, $\text{m}^3/\text{min}$ |                 |         | Total Volume, $\text{m}^3$ | TSP Level, $\mu\text{g}/\text{m}^3$ |
|-----------|---------------|-------------------|------------------|------------------|--------|-----------------|----------|-------------------|------------------------------------|-----------------|---------|----------------------------|-------------------------------------|
|           |               |                   |                  | Initial          | Final  | Initial         | Final    |                   | Initial, $Q_{si}$                  | Final, $Q_{sf}$ | Average |                            |                                     |
| 5-Mar-14  | 8:00          | Cloudy            | 007998           | 2.8506           | 3.0012 | 13956.22        | 13980.22 | 24.00             | 1.35                               | 1.35            | 1.35    | 1945                       | 77                                  |
| 11-Mar-14 | 8:00          | Cloudy            | 008015           | 2.8487           | 2.9302 | 13983.22        | 14007.22 | 24.00             | 1.31                               | 1.30            | 1.31    | 1883                       | 43                                  |
| 17-Mar-14 | 8:00          | Cloudy            | 008120           | 2.8281           | 2.9688 | 14010.22        | 14034.22 | 24.00             | 1.30                               | 1.30            | 1.30    | 1877                       | 75                                  |
| 22-Mar-14 | 8:00          | Fine              | 007961           | 2.8439           | 3.0490 | 14037.22        | 14061.22 | 24.00             | 1.30                               | 1.30            | 1.30    | 1878                       | 109                                 |

Report on 1-hour TSP monitoring  
 Action Level ( $\mu\text{g}/\text{m}^3$ ) - 323.4  
 Limit Level ( $\mu\text{g}/\text{m}^3$ ) - 500

| Date      | Sampling Time | Weather Condition | Filter paper no. | Filter Weight, g |        | Elapse Time, hr |          | Sampling Time, hr | Flow Rate, $\text{m}^3/\text{min}$ |                 |         | Total Volume, $\text{m}^3$ | TSP Level, $\mu\text{g}/\text{m}^3$ |
|-----------|---------------|-------------------|------------------|------------------|--------|-----------------|----------|-------------------|------------------------------------|-----------------|---------|----------------------------|-------------------------------------|
|           |               |                   |                  | Initial          | Final  | Initial         | Final    |                   | Initial, $Q_{si}$                  | Final, $Q_{sf}$ | Average |                            |                                     |
| 6-Mar-14  | 8:03          | Cloudy            | 008009           | 2.8535           | 2.8660 | 13980.22        | 13981.22 | 1.00              | 1.39                               | 1.39            | 1.39    | 84                         | 150                                 |
| 6-Mar-14  | 9:05          | Cloudy            | 008011           | 2.8496           | 2.8578 | 13981.22        | 13982.22 | 1.00              | 1.39                               | 1.39            | 1.39    | 84                         | 98                                  |
| 6-Mar-14  | 10:10         | Cloudy            | 008013           | 2.8521           | 2.8592 | 13982.22        | 13983.22 | 1.00              | 1.39                               | 1.39            | 1.39    | 84                         | 85                                  |
| 12-Mar-14 | 11:00         | Cloudy            | 008001           | 2.8551           | 2.8690 | 14007.22        | 14008.22 | 1.00              | 1.31                               | 1.30            | 1.30    | 78                         | 178                                 |
| 12-Mar-14 | 13:00         | Cloudy            | 008003           | 2.8395           | 2.8528 | 14008.22        | 14009.22 | 1.00              | 1.31                               | 1.30            | 1.30    | 78                         | 170                                 |
| 12-Mar-14 | 14:10         | Cloudy            | 008005           | 2.8583           | 2.8706 | 14009.22        | 14010.22 | 1.00              | 1.31                               | 1.30            | 1.30    | 78                         | 157                                 |
| 18-Mar-14 | 9:58          | Cloudy            | 008196           | 2.8070           | 2.8175 | 14034.22        | 14035.22 | 1.00              | 1.38                               | 1.38            | 1.38    | 83                         | 127                                 |
| 18-Mar-14 | 13:02         | Cloudy            | 008113           | 2.8322           | 2.8409 | 14035.22        | 14036.22 | 1.00              | 1.38                               | 1.38            | 1.38    | 83                         | 105                                 |
| 18-Mar-14 | 14:12         | Cloudy            | 008117           | 2.8274           | 2.8340 | 14036.22        | 14037.22 | 1.00              | 1.38                               | 1.38            | 1.38    | 83                         | 80                                  |
| 24-Mar-14 | 9:50          | Fine              | 008007           | 2.8395           | 2.8491 | 14061.22        | 14062.22 | 1.00              | 1.38                               | 1.38            | 1.38    | 83                         | 116                                 |
| 24-Mar-14 | 11:00         | Fine              | 008019           | 2.8273           | 2.8325 | 14062.22        | 14063.22 | 1.00              | 1.38                               | 1.38            | 1.38    | 83                         | 63                                  |
| 24-Mar-14 | 13:30         | Fine              | 008021           | 2.8406           | 2.8453 | 14063.22        | 14064.22 | 1.00              | 1.38                               | 1.38            | 1.38    | 83                         | 57                                  |



Location: CMA3a - CWB PRE Site Office Area

Report on 24-hour TSP monitoring  
 Action Level ( $\mu\text{g}/\text{m}^3$ ) - 171  
 Limit Level ( $\mu\text{g}/\text{m}^3$ ) - 260

| Date      | Sampling Time | Weather Condition | Filter paper no. | Filter Weight, g |        | Elapse Time, hr |         | Sampling Time, hr | Flow Rate, $\text{m}^3/\text{min}$ |                 |         | Total Volume, $\text{m}^3$ | TSP Level, $\mu\text{g}/\text{m}^3$ |
|-----------|---------------|-------------------|------------------|------------------|--------|-----------------|---------|-------------------|------------------------------------|-----------------|---------|----------------------------|-------------------------------------|
|           |               |                   |                  | Initial          | Final  | Initial         | Final   |                   | Initial, $Q_{si}$                  | Final, $Q_{sf}$ | Average |                            |                                     |
| 5-Mar-14  | 8:00          | Cloudy            | 008129           | 2.8198           | 3.0207 | 1357.87         | 1381.87 | 24.00             | 1.41                               | 1.41            | 1.41    | 2025                       | 99                                  |
| 11-Mar-14 | 8:00          | Cloudy            | 007840           | 2.8495           | 3.0006 | 1384.87         | 1408.87 | 24.00             | 1.41                               | 1.40            | 1.40    | 2023                       | 75                                  |
| 17-Mar-14 | 8:00          | Cloudy            | 008006           | 2.8448           | 3.0699 | 1411.86         | 1435.86 | 24.00             | 1.40                               | 1.40            | 1.40    | 2017                       | 112                                 |
| 22-Mar-14 | 8:00          | Fine              | 008247           | 2.8285           | 3.0736 | 1438.86         | 1462.86 | 24.00             | 1.40                               | 1.40            | 1.40    | 2019                       | 121                                 |

Report on 1-hour TSP monitoring  
 Action Level ( $\mu\text{g}/\text{m}^3$ ) - 311.3  
 Limit Level ( $\mu\text{g}/\text{m}^3$ ) - 500

| Date      | Sampling Time | Weather Condition | Filter paper no. | Filter Weight, g |        | Elapse Time, hr |         | Sampling Time, hr | Flow Rate, $\text{m}^3/\text{min}$ |                 |         | Total Volume, $\text{m}^3$ | TSP Level, $\mu\text{g}/\text{m}^3$ |
|-----------|---------------|-------------------|------------------|------------------|--------|-----------------|---------|-------------------|------------------------------------|-----------------|---------|----------------------------|-------------------------------------|
|           |               |                   |                  | Initial          | Final  | Initial         | Final   |                   | Initial, $Q_{si}$                  | Final, $Q_{sf}$ | Average |                            |                                     |
| 6-Mar-14  | 8:55          | Cloudy            | 007837           | 2.8483           | 2.8549 | 1381.87         | 1382.87 | 1.00              | 1.41                               | 1.41            | 1.41    | 84                         | 78                                  |
| 6-Mar-14  | 9:58          | Cloudy            | 007838           | 2.8485           | 2.8542 | 1382.87         | 1383.87 | 1.00              | 1.41                               | 1.41            | 1.41    | 84                         | 68                                  |
| 6-Mar-14  | 13:00         | Cloudy            | 007839           | 2.8453           | 2.8515 | 1383.87         | 1384.87 | 1.00              | 1.41                               | 1.41            | 1.41    | 84                         | 73                                  |
| 12-Mar-14 | 9:50          | Cloudy            | 007912           | 2.8329           | 2.8503 | 1408.87         | 1409.87 | 1.00              | 1.40                               | 1.40            | 1.40    | 84                         | 207                                 |
| 12-Mar-14 | 10:52         | Cloudy            | 007958           | 2.8428           | 2.8578 | 1409.87         | 1410.87 | 1.00              | 1.40                               | 1.40            | 1.40    | 84                         | 178                                 |
| 12-Mar-14 | 14:20         | Cloudy            | 008122           | 2.8334           | 2.8535 | 1410.87         | 1411.87 | 1.00              | 1.40                               | 1.40            | 1.40    | 84                         | 239                                 |
| 18-Mar-14 | 13:45         | Cloudy            | 008244           | 2.8422           | 2.8466 | 1435.86         | 1436.86 | 1.00              | 1.40                               | 1.40            | 1.40    | 84                         | 52                                  |
| 18-Mar-14 | 15:15         | Cloudy            | 008245           | 2.8300           | 2.8350 | 1436.86         | 1437.86 | 1.00              | 1.40                               | 1.40            | 1.40    | 84                         | 60                                  |
| 18-Mar-14 | 16:18         | Cloudy            | 008281           | 2.8313           | 2.8353 | 1437.86         | 1438.86 | 1.00              | 1.40                               | 1.40            | 1.40    | 84                         | 48                                  |
| 24-Mar-14 | 13:30         | Fine              | 008152           | 2.8157           | 2.8216 | 1462.86         | 1463.86 | 1.00              | 1.40                               | 1.40            | 1.40    | 84                         | 70                                  |
| 24-Mar-14 | 14:40         | Fine              | 008154           | 2.8146           | 2.8190 | 1463.86         | 1464.86 | 1.00              | 1.40                               | 1.40            | 1.40    | 84                         | 52                                  |
| 24-Mar-14 | 15:45         | Fine              | 008156           | 2.8178           | 2.8268 | 1464.86         | 1465.86 | 1.00              | 1.40                               | 1.40            | 1.40    | 84                         | 107                                 |



Location: CMA4a - SPCA

Report on 24-hour TSP monitoring

Action Level ( $\mu\text{g}/\text{m}^3$ ) - 171.2

Limit Level ( $\mu\text{g}/\text{m}^3$ ) - 260

| Date      | Sampling Time | Weather Condition | Filter paper no. | Filter Weight, g |        | Elapse Time, hr |          | Sampling Time, hr | Flow Rate, $\text{m}^3/\text{min}$ |                 |         | Total Volume, $\text{m}^3$ | TSP Level, $\mu\text{g}/\text{m}^3$ |
|-----------|---------------|-------------------|------------------|------------------|--------|-----------------|----------|-------------------|------------------------------------|-----------------|---------|----------------------------|-------------------------------------|
|           |               |                   |                  | Initial          | Final  | Initial         | Final    |                   | Initial, $Q_{si}$                  | Final, $Q_{sf}$ | Average |                            |                                     |
| 5-Mar-14  | 8:00          | Cloudy            | 005486           | 2.7919           | 2.9922 | 18159.00        | 18183.00 | 24.00             | 1.33                               | 1.33            | 1.33    | 1912                       | 105                                 |
| 11-Mar-14 | 8:00          | Cloudy            | 005933           | 2.6341           | 2.8491 | 18186.00        | 18210.00 | 24.00             | 1.33                               | 1.32            | 1.33    | 1909                       | 113                                 |
| 17-Mar-14 | 8:00          | Cloudy            | 008123           | 2.8348           | 3.0071 | 18213.00        | 18237.00 | 24.00             | 1.30                               | 1.29            | 1.30    | 1867                       | 92                                  |
| 22-Mar-14 | 8:00          | Fine              | 006384           | 2.5892           | 2.7876 | 18240.01        | 18264.01 | 24.00             | 1.30                               | 1.30            | 1.30    | 1868                       | 106                                 |

Report on 1-hour TSP monitoring

Action Level ( $\mu\text{g}/\text{m}^3$ ) - 312.5

Limit Level ( $\mu\text{g}/\text{m}^3$ ) - 500

| Date      | Sampling Time | Weather Condition | Filter paper no. | Filter Weight, g |        | Elapse Time, hr |          | Sampling Time, hr | Flow Rate, $\text{m}^3/\text{min}$ |                 |         | Total Volume, $\text{m}^3$ | TSP Level, $\mu\text{g}/\text{m}^3$ |
|-----------|---------------|-------------------|------------------|------------------|--------|-----------------|----------|-------------------|------------------------------------|-----------------|---------|----------------------------|-------------------------------------|
|           |               |                   |                  | Initial          | Final  | Initial         | Final    |                   | Initial, $Q_{si}$                  | Final, $Q_{sf}$ | Average |                            |                                     |
| 6-Mar-14  | 9:10          | Cloudy            | 007841           | 2.8501           | 2.8554 | 18183.00        | 18184.00 | 1.00              | 1.33                               | 1.33            | 1.33    | 80                         | 67                                  |
| 6-Mar-14  | 10:30         | Cloudy            | 006651           | 2.6688           | 2.6756 | 18184.00        | 18185.00 | 1.00              | 1.33                               | 1.33            | 1.33    | 80                         | 85                                  |
| 6-Mar-14  | 13:00         | Cloudy            | 006652           | 2.6466           | 2.6540 | 18185.00        | 18186.00 | 1.00              | 1.33                               | 1.33            | 1.33    | 80                         | 93                                  |
| 12-Mar-14 | 9:30          | Cloudy            | 007968           | 2.8710           | 2.8846 | 18210.00        | 18211.00 | 1.00              | 1.32                               | 1.32            | 1.32    | 79                         | 171                                 |
| 12-Mar-14 | 10:40         | Cloudy            | 007957           | 2.8472           | 2.8591 | 18211.00        | 18212.00 | 1.00              | 1.32                               | 1.32            | 1.32    | 79                         | 150                                 |
| 12-Mar-14 | 13:00         | Cloudy            | 007959           | 2.8523           | 2.8650 | 18212.11        | 18213.00 | 0.89              | 1.32                               | 1.32            | 1.32    | 71                         | 180                                 |
| 18-Mar-14 | 13:31         | Cloudy            | 008119           | 2.8307           | 2.8376 | 18237.01        | 18238.01 | 1.00              | 1.29                               | 1.29            | 1.29    | 78                         | 89                                  |
| 18-Mar-14 | 15:06         | Cloudy            | 008118           | 2.8338           | 2.8394 | 18238.01        | 18239.01 | 1.00              | 1.29                               | 1.29            | 1.29    | 78                         | 72                                  |
| 18-Mar-14 | 16:13         | Cloudy            | 008282           | 2.8310           | 2.8346 | 18239.01        | 18240.01 | 1.00              | 1.29                               | 1.29            | 1.29    | 78                         | 46                                  |
| 24-Mar-14 | 13:00         | Fine              | 008151           | 2.8277           | 2.8336 | 18264.01        | 18265.01 | 1.00              | 1.29                               | 1.29            | 1.29    | 78                         | 76                                  |
| 24-Mar-14 | 14:20         | Fine              | 008153           | 2.8172           | 2.8219 | 18265.01        | 18266.01 | 1.00              | 1.29                               | 1.29            | 1.29    | 78                         | 61                                  |
| 24-Mar-14 | 15:25         | Fine              | 008155           | 2.8171           | 2.8230 | 18266.01        | 18267.01 | 1.00              | 1.29                               | 1.29            | 1.29    | 78                         | 76                                  |



Location: CMA5a - Children Garden opposite to Pedestrian Plaza

Report on 24-hour TSP monitoring

Action Level ( $\mu\text{g}/\text{m}^3$ ) - 181  
 Limit Level ( $\mu\text{g}/\text{m}^3$ ) - 260

| Date      | Sampling Time | Weather Condition | Filter paper no. | Filter Weight, g |        | Elapse Time, hr |          | Sampling Time, hr | Flow Rate, $\text{m}^3/\text{min}$ |                 |         | Total Volume, $\text{m}^3$ | TSP Level, $\mu\text{g}/\text{m}^3$ |
|-----------|---------------|-------------------|------------------|------------------|--------|-----------------|----------|-------------------|------------------------------------|-----------------|---------|----------------------------|-------------------------------------|
|           |               |                   |                  | Initial          | Final  | Initial         | Final    |                   | Initial, $Q_{si}$                  | Final, $Q_{sf}$ | Average |                            |                                     |
| 5-Mar-14  | 8:00          | Cloudy            | 008070           | 2.8423           | 3.0665 | 19162.16        | 19186.16 | 24.00             | 1.40                               | 1.40            | 1.40    | 2022                       | 111                                 |
| 11-Mar-14 | 8:00          | Cloudy            | 008108           | 2.8189           | 3.0028 | 19189.18        | 19213.18 | 24.00             | 1.33                               | 1.33            | 1.33    | 1916                       | 96                                  |
| 17-Mar-14 | 8:00          | Cloudy            | 008237           | 2.8418           | 3.0001 | 19216.17        | 19240.17 | 24.00             | 1.34                               | 1.34            | 1.34    | 1933                       | 82                                  |
| 22-Mar-14 | 8:00          | Fine              | 008274           | 2.8276           | 2.9311 | 19244.18        | 19268.18 | 24.00             | 1.34                               | 1.34            | 1.34    | 1934                       | 54                                  |

Report on 1-hour TSP monitoring

Action Level ( $\mu\text{g}/\text{m}^3$ ) - 332  
 Limit Level ( $\mu\text{g}/\text{m}^3$ ) - 500

| Date      | Sampling Time | Weather Condition | Filter paper no. | Filter Weight, g |        | Elapse Time, hr |          | Sampling Time, hr | Flow Rate, $\text{m}^3/\text{min}$ |                 |         | Total Volume, $\text{m}^3$ | TSP Level, $\mu\text{g}/\text{m}^3$ |
|-----------|---------------|-------------------|------------------|------------------|--------|-----------------|----------|-------------------|------------------------------------|-----------------|---------|----------------------------|-------------------------------------|
|           |               |                   |                  | Initial          | Final  | Initial         | Final    |                   | Initial, $Q_{si}$                  | Final, $Q_{sf}$ | Average |                            |                                     |
| 6-Mar-14  | 9:07          | Cloudy            | 008102           | 2.8132           | 2.8197 | 19186.16        | 19187.16 | 1.00              | 1.37                               | 1.37            | 1.37    | 82                         | 79                                  |
| 6-Mar-14  | 10:10         | Cloudy            | 008105           | 2.8275           | 2.8321 | 19187.16        | 19188.16 | 1.00              | 1.33                               | 1.33            | 1.33    | 80                         | 58                                  |
| 6-Mar-14  | 13:00         | Cloudy            | 008130           | 2.8213           | 2.8286 | 19188.16        | 19189.16 | 1.00              | 1.40                               | 1.40            | 1.40    | 84                         | 87                                  |
| 12-Mar-14 | 9:25          | Cloudy            | 008127           | 2.8252           | 2.8364 | 19213.18        | 19214.18 | 1.00              | 1.33                               | 1.33            | 1.33    | 80                         | 141                                 |
| 12-Mar-14 | 13:00         | Cloudy            | 008126           | 2.8219           | 2.8339 | 19214.18        | 19215.18 | 1.00              | 1.36                               | 1.36            | 1.36    | 82                         | 147                                 |
| 12-Mar-14 | 15:00         | Cloudy            | 008185           | 2.8101           | 2.8236 | 19215.18        | 19216.18 | 1.00              | 1.36                               | 1.36            | 1.36    | 82                         | 165                                 |
| 18-Mar-14 | 9:11          | Cloudy            | 008194           | 2.8082           | 2.8196 | 19240.17        | 19241.17 | 1.00              | 1.34                               | 1.34            | 1.34    | 80                         | 142                                 |
| 18-Mar-14 | 10:20         | Cloudy            | 008271           | 2.8292           | 2.8339 | 19241.17        | 19242.17 | 1.00              | 1.34                               | 1.34            | 1.34    | 80                         | 58                                  |
| 18-Mar-14 | 13:15         | Cloudy            | 008278           | 2.8314           | 2.8335 | 19242.17        | 19243.17 | 1.00              | 1.34                               | 1.34            | 1.34    | 80                         | 26                                  |
| 24-Mar-14 | 8:23          | Fine              | 008071           | 2.8365           | 2.8476 | 19268.18        | 19269.18 | 1.00              | 1.34                               | 1.34            | 1.34    | 80                         | 138                                 |
| 24-Mar-14 | 9:28          | Fine              | 008148           | 2.8231           | 2.8308 | 19269.18        | 19270.18 | 1.00              | 1.34                               | 1.34            | 1.34    | 80                         | 96                                  |
| 24-Mar-14 | 10:45         | Fine              | 007963           | 2.8648           | 2.8688 | 19270.18        | 19271.18 | 1.00              | 1.34                               | 1.34            | 1.34    | 80                         | 50                                  |



Location: CMA6a - WD2 PRE Office

Report on 24-hour TSP monitoring

Action Level - 187.3  $\mu\text{g}/\text{m}^3$   
Limit Level - 260  $\mu\text{g}/\text{m}^3$

| Date      | Sampling Time | Weather Condition | Filter paper no. | Filter Weight, g |        | Elapse Time, hr |          | Sampling Time, hr | Flow Rate, $\text{m}^3/\text{min}$ |                 |         | Total Volume, $\text{m}^3$ | TSP Level, $\mu\text{g}/\text{m}^3$ |
|-----------|---------------|-------------------|------------------|------------------|--------|-----------------|----------|-------------------|------------------------------------|-----------------|---------|----------------------------|-------------------------------------|
|           |               |                   |                  | Initial          | Final  | Initial         | Final    |                   | Initial, $Q_{si}$                  | Final, $Q_{sf}$ | Average |                            |                                     |
| 5-Mar-14  | 8:00          | Cloudy            | 006211           | 2.6593           | 2.9138 | 17491.52        | 17515.52 | 24.00             | 1.36                               | 1.36            | 1.36    | 1956                       | 130                                 |
| 11-Mar-14 | 8:00          | Cloudy            | 008107           | 2.8303           | 2.9699 | 17518.52        | 17542.52 | 24.00             | 1.36                               | 1.35            | 1.36    | 1954                       | 71                                  |
| 18-Mar-14 | 17:05         | Cloudy            | 007962           | 2.8620           | 3.0103 | 17572.57        | 17596.57 | 24.00             | 1.34                               | 1.34            | 1.34    | 1928                       | 77                                  |
| 25-Mar-14 | 8:00          | Fine              | 008312           | 2.8433           | 2.9575 | 17599.57        | 17623.57 | 24.00             | 1.34                               | 0.65            | 0.99    | 1430                       | 80                                  |

Due to electricity interruption, the 24hr TSP monitoring was rescheduled from 17 and 22 March 2014 to 18 and 25 March respectively.

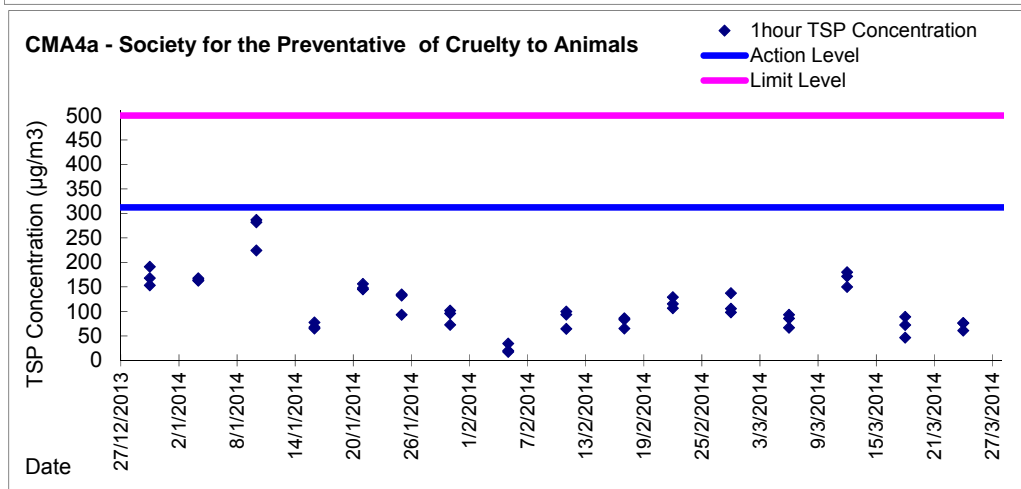
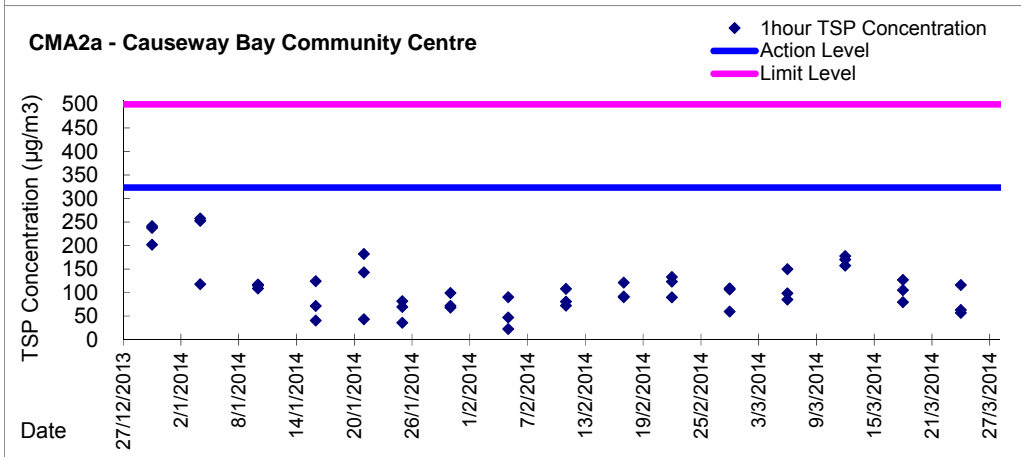
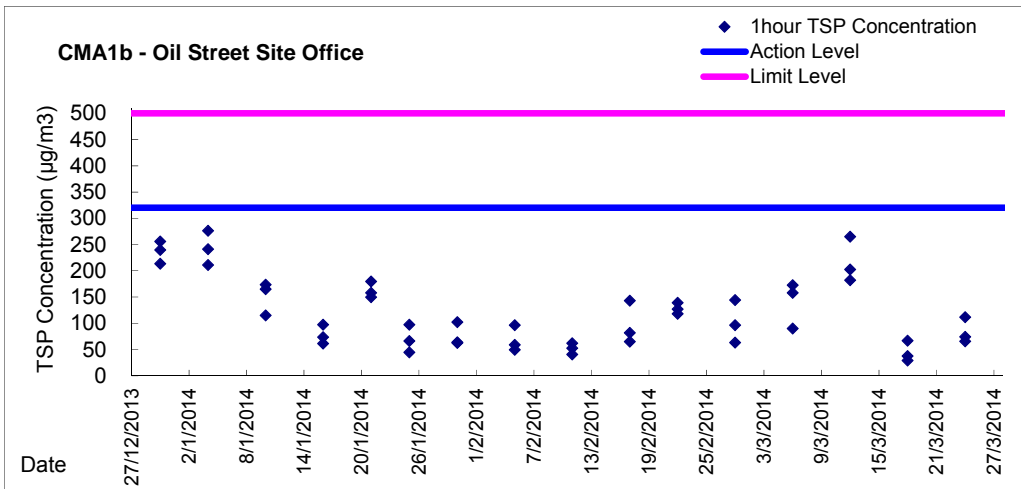
Report on 1-hour TSP monitoring

Action Level - 300.1  $\mu\text{g}/\text{m}^3$   
Limit Level - 500  $\mu\text{g}/\text{m}^3$

| Date      | Sampling Time | Weather Condition | Filter paper no. | Filter Weight, g |        | Elapse Time, hr |          | Sampling Time, hr | Flow Rate, $\text{m}^3/\text{min}$ |                 |         | Total Volume, $\text{m}^3$ | TSP Level, $\mu\text{g}/\text{m}^3$ |
|-----------|---------------|-------------------|------------------|------------------|--------|-----------------|----------|-------------------|------------------------------------|-----------------|---------|----------------------------|-------------------------------------|
|           |               |                   |                  | Initial          | Final  | Initial         | Final    |                   | Initial, $Q_{si}$                  | Final, $Q_{sf}$ | Average |                            |                                     |
| 6-Mar-14  | 9:05          | Cloudy            | 008100           | 2.8212           | 2.8286 | 17515.52        | 17516.52 | 1.00              | 1.36                               | 1.36            | 1.36    | 82                         | 91                                  |
| 6-Mar-14  | 10:10         | Cloudy            | 008103           | 2.8264           | 2.8318 | 17516.52        | 17517.52 | 1.00              | 1.32                               | 1.32            | 1.32    | 79                         | 68                                  |
| 6-Mar-14  | 13:00         | Cloudy            | 008106           | 2.8230           | 2.8310 | 17517.52        | 17518.52 | 1.00              | 1.40                               | 1.40            | 1.40    | 84                         | 96                                  |
| 12-Mar-14 | 9:00          | Cloudy            | 007851           | 2.8607           | 2.8771 | 17542.52        | 17543.52 | 1.00              | 1.32                               | 1.32            | 1.32    | 79                         | 207                                 |
| 12-Mar-14 | 13:00         | Cloudy            | 008124           | 2.8369           | 2.8546 | 17543.52        | 17544.52 | 1.00              | 1.35                               | 1.35            | 1.35    | 81                         | 218                                 |
| 12-Mar-14 | 14:10         | Cloudy            | 008183           | 2.8262           | 2.8401 | 17544.52        | 17545.52 | 1.00              | 1.32                               | 1.32            | 1.32    | 79                         | 176                                 |
| 18-Mar-14 | 13:20         | Cloudy            | 008192           | 2.8138           | 2.8240 | 17569.56        | 17570.57 | 1.01              | 1.30                               | 1.30            | 1.30    | 79                         | 129                                 |
| 18-Mar-14 | 14:32         | Cloudy            | 008276           | 2.8310           | 2.8354 | 17570.57        | 17571.57 | 1.00              | 1.34                               | 1.34            | 1.34    | 80                         | 55                                  |
| 18-Mar-14 | 15:55         | Cloudy            | 008279           | 2.8270           | 2.8305 | 17571.57        | 17572.57 | 1.00              | 1.30                               | 1.30            | 1.30    | 78                         | 45                                  |
| 24-Mar-14 | 8:41          | Fine              | 008036           | 2.8311           | 2.8395 | 17596.57        | 17597.57 | 1.00              | 1.30                               | 1.30            | 1.30    | 78                         | 107                                 |
| 24-Mar-14 | 9:45          | Fine              | 008150           | 2.8123           | 2.8183 | 17597.57        | 17598.57 | 1.00              | 1.34                               | 1.34            | 1.34    | 80                         | 75                                  |
| 24-Mar-14 | 11:00         | Fine              | 008311           | 2.8389           | 2.8402 | 17598.57        | 17599.57 | 1.00              | 1.30                               | 1.30            | 1.30    | 78                         | 17                                  |

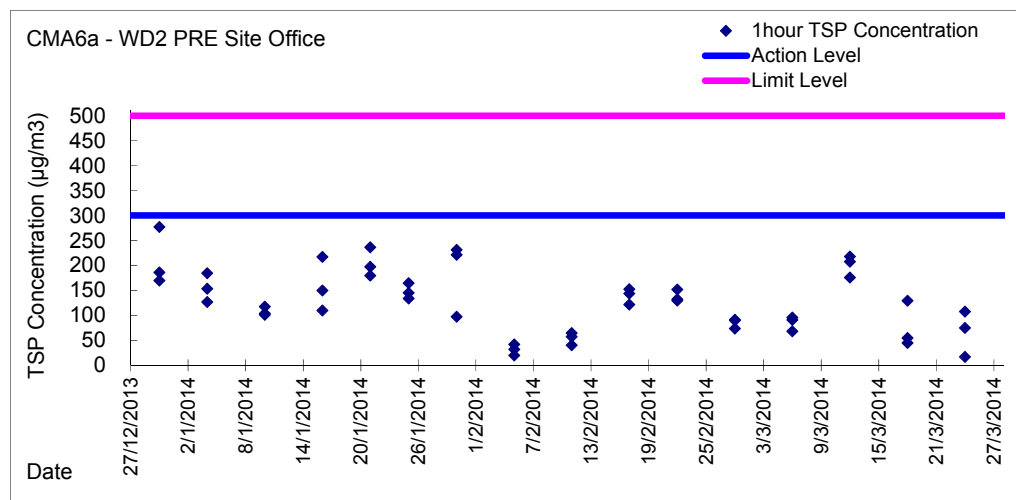
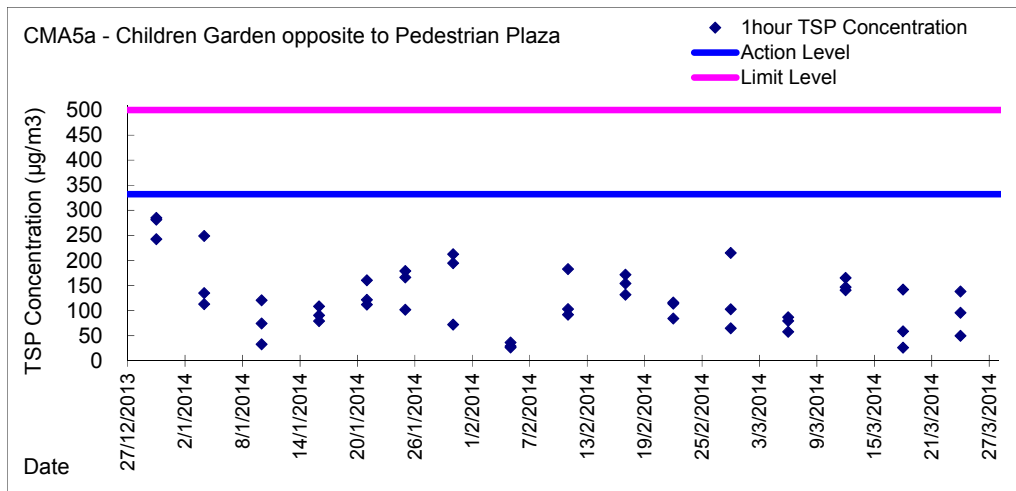
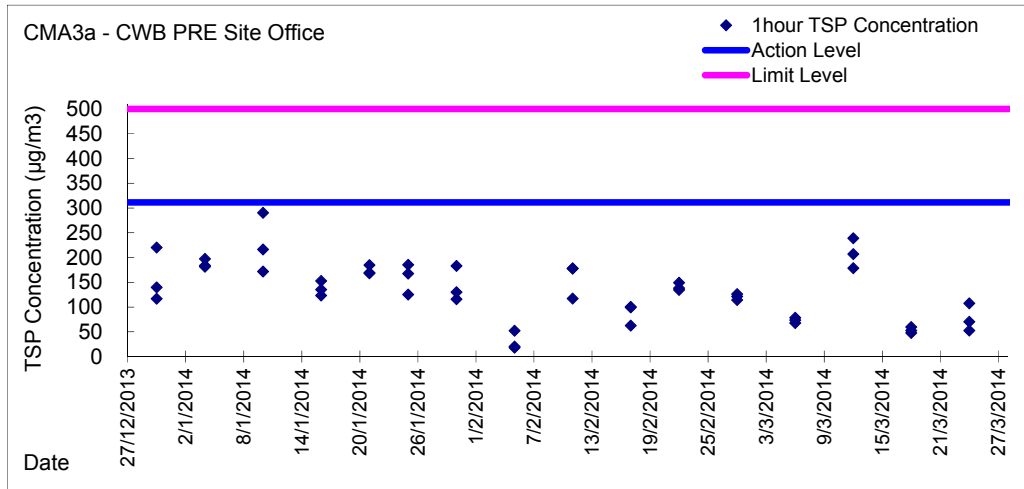


Graphic Presentation of 1 hour TSP Result





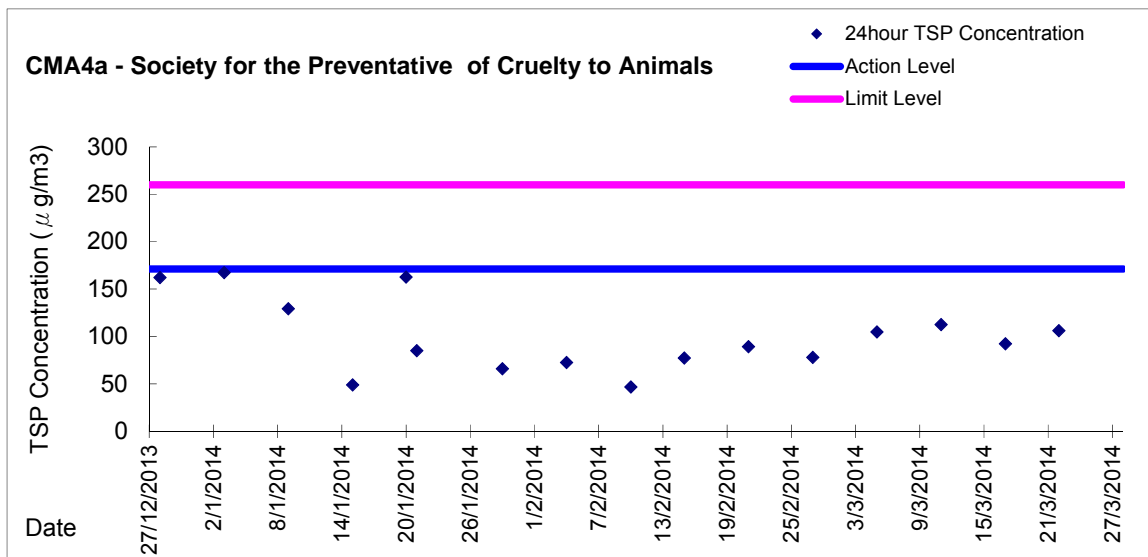
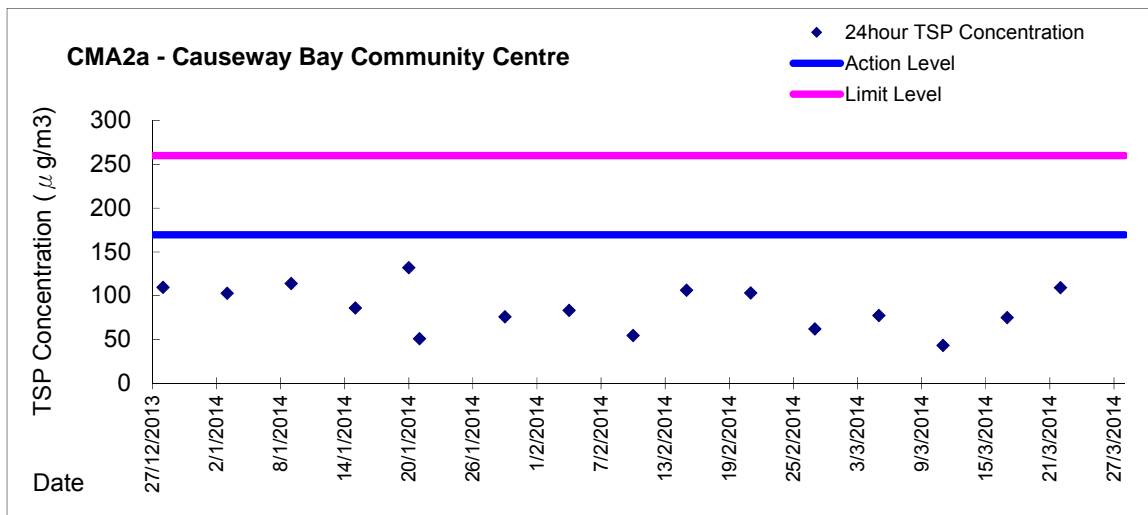
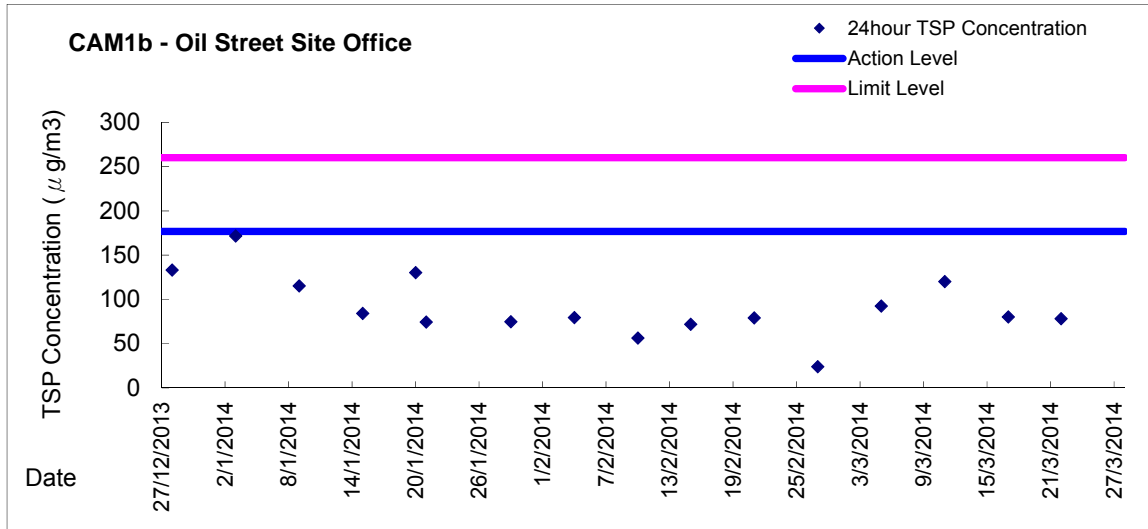
Graphic Presentation of 1 hour TSP Result







Graphic Presentation of 24 hour TSP Result





Graphic Presentation of 24 hour TSP Result

